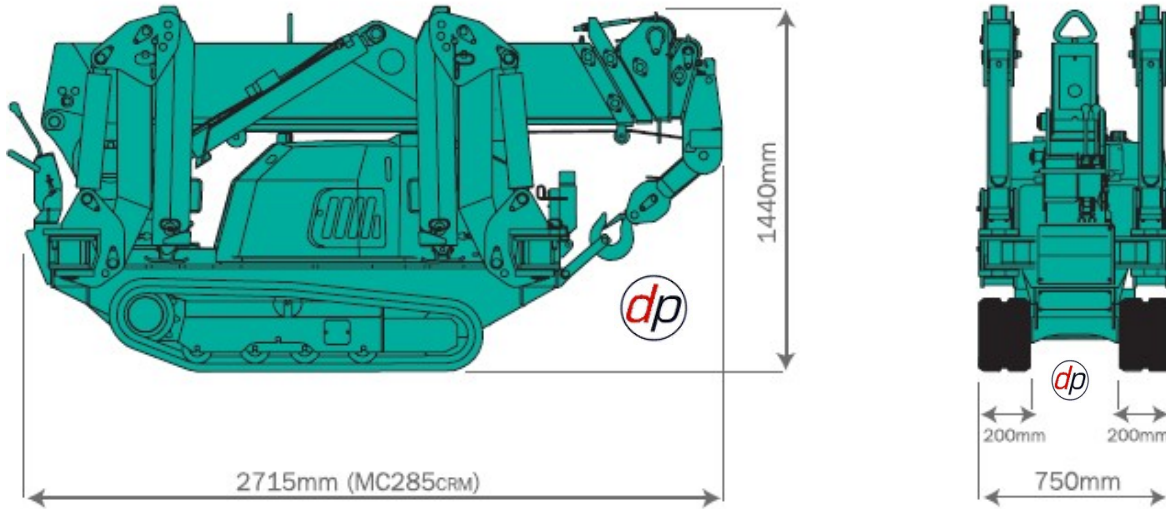


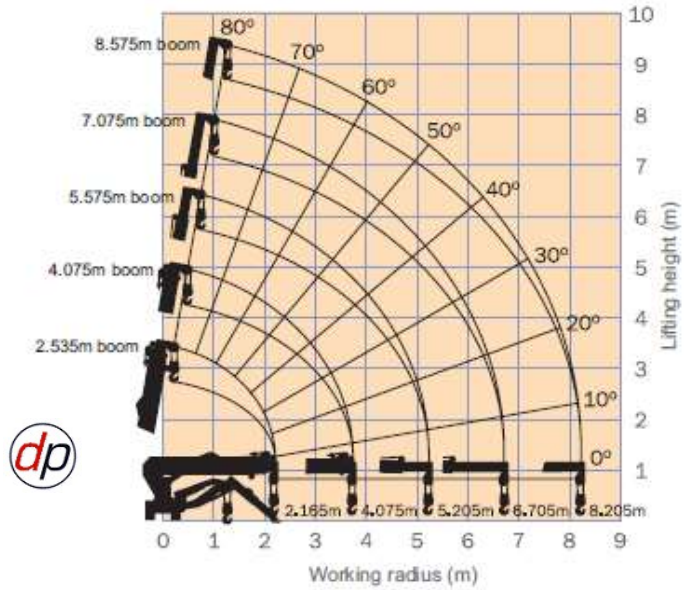
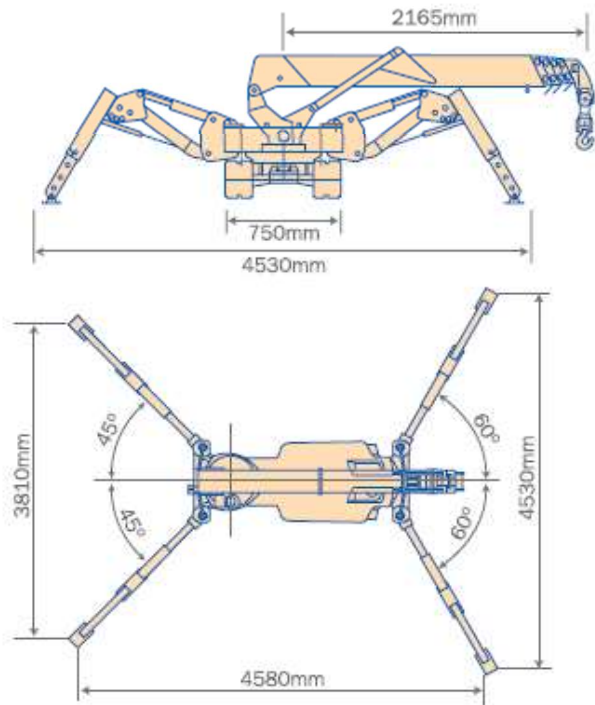
MINI SPIDER CRANE (MAEDA MC285)



NEED ADVICE?
 We have experienced staff who can help you. We can visit your site to discuss your needs.
 +44 (0) 1902 405553

Maeda MC285CRM(E)

+44 (0) 1902 402223



The Working Range Chart does not take into account boom deflection under load.

The maximum reach below ground level is:

Four Fall	Two Fall	Single Fall
10.10m	20.20m	40.20m

MINI SPIDER CRANE (MAEDA MC285)

Total rated load Outriggers at Maximum position							
4.075m boom		5.575m boom		7.075m boom		8.575m boom	
Working radius (m)	Total rated load (kg)	Working radius (m)	Total rated load (kg)	Working radius (m)	Total rated load (kg)	Working radius (m)	Total rated load (kg)
< 1.4	2820	< 3.0	1220	< 3.6	820	< 4.0	550
1.5	2520	3.5	970	4.0	740	4.5	400
2.0	1920	4.0	780	4.5	580	5.0	340
2.5	1570	4.5	630	5.0	480	5.5	300
3.0	1220	5.0	530	5.5	430	6.0	270
3.5	970	5.205	530	6.0	380	6.5	230
3.705	920			6.5	350	7.0	200
				6.705	330	7.5	180
						8.0	150
						8.205	150

Maeda MC285CRM(E)



NEED ADVICE?
 We have experienced staff who can help you. We can visit your site to discuss your needs.
+44 (0) 1902 405553

+44 (0) 1902 405553

